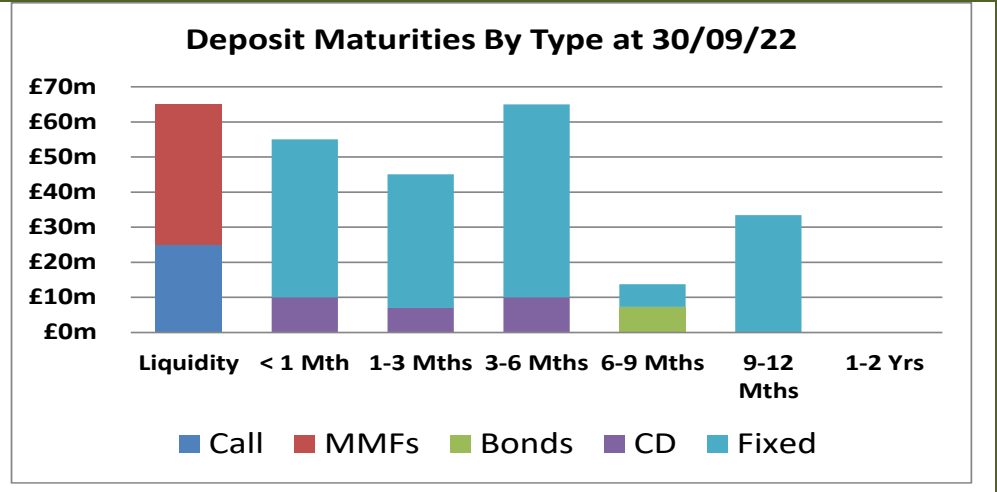
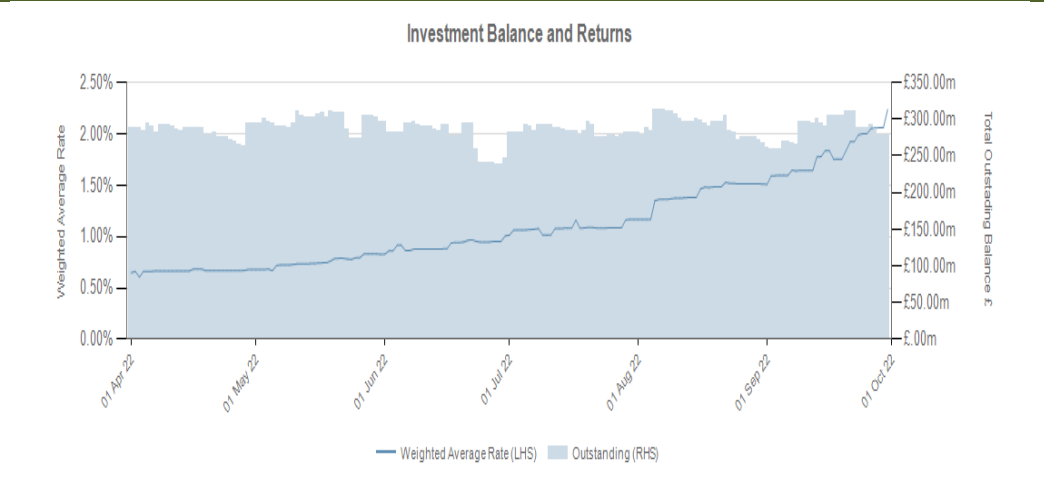


Investment Position at 30th September 2022

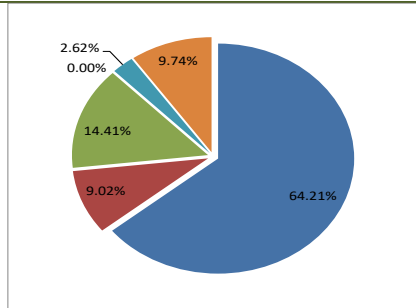
| Investments Outstanding 30.9.2022 | Weighted Average Maturity (WAM) | Benchmark Return (ON/3 Month SONIA) Annualised | Council Performance Annualised |
|-----------------------------------|---------------------------------|--|--------------------------------|
| £277.253m | 116 Days | 1.503% | 1.093% |



Link Benchmarking Analysis of Investments on 30th September 2022

| | LCC | Benchmark Group (12) | English Counties (14) |
|--|--------------|----------------------|-----------------------|
| Return at 30.9.22 | 2.24% | | |
| WAM | 116 | | |
| Risk Weighted Score (Duration & Credit Quality) | 3.70 | | |
| Model Banding- Expected Return for Risk Taken | | | |

| | |
|---------------|-----------------------|
| 2.491% | Fixed Deposits |
| 1.520% | Call & O/N |
| 1.385% | CDs |
| 2.296% | Bonds |
| 2.126% | MMFs |
| 0.000% | Enhanced MMFs |



This page is intentionally left blank